

Scaled data based on original data using
LM-79-08 Approved Method: Electrical and Photometric Measurements of Solid-
State Lighting Products

Test Report Prepared for
Cooper Lighting Solutions
(formerly Eaton)

Brand: McGRAW-EDISON

Report Number: P595150

Luminaire Tested: **IST-PA1C-750-U-T3**

Issue Date: 3/22/2022

Test Information

Test Method: LM-79-08
Report Number: P595150
TEST IS SCALED FROM IESNA LM-79-08 TEST DATA (G1-2201-510-10)
Test Lab: INNOVATION CENTER
Issue Date: 3/22/2022
Manufacturer: COOPER LIGHTING SOLUTIONS (FORMERLY EATON)
Product Line: McGRAW-EDISON
Catalog Number: IST-PA1C-750-U-T3
Description: IMPACT ELITE LED TRAPEZOID LUMINAIRE
(1) 70 CRI, 5000K, 615mA LIGHT ENGINE WITH 24 LEDS AND TYPE III OPTICS
Light Source: -
Ballast/Driver: ELECTRONIC DRIVER

Summary

Lumens per Lamp: N/A
Luminaire Lumens: 6616 lumens
Efficiency: N/A
Efficacy: 137.0 lumens/watt
Luminous Opening: Rectangular (W 0.75' x L: 0.5' x H: 0')
IES Classification: Type IV - Medium
BUG Rating: B1 - U0 - G2

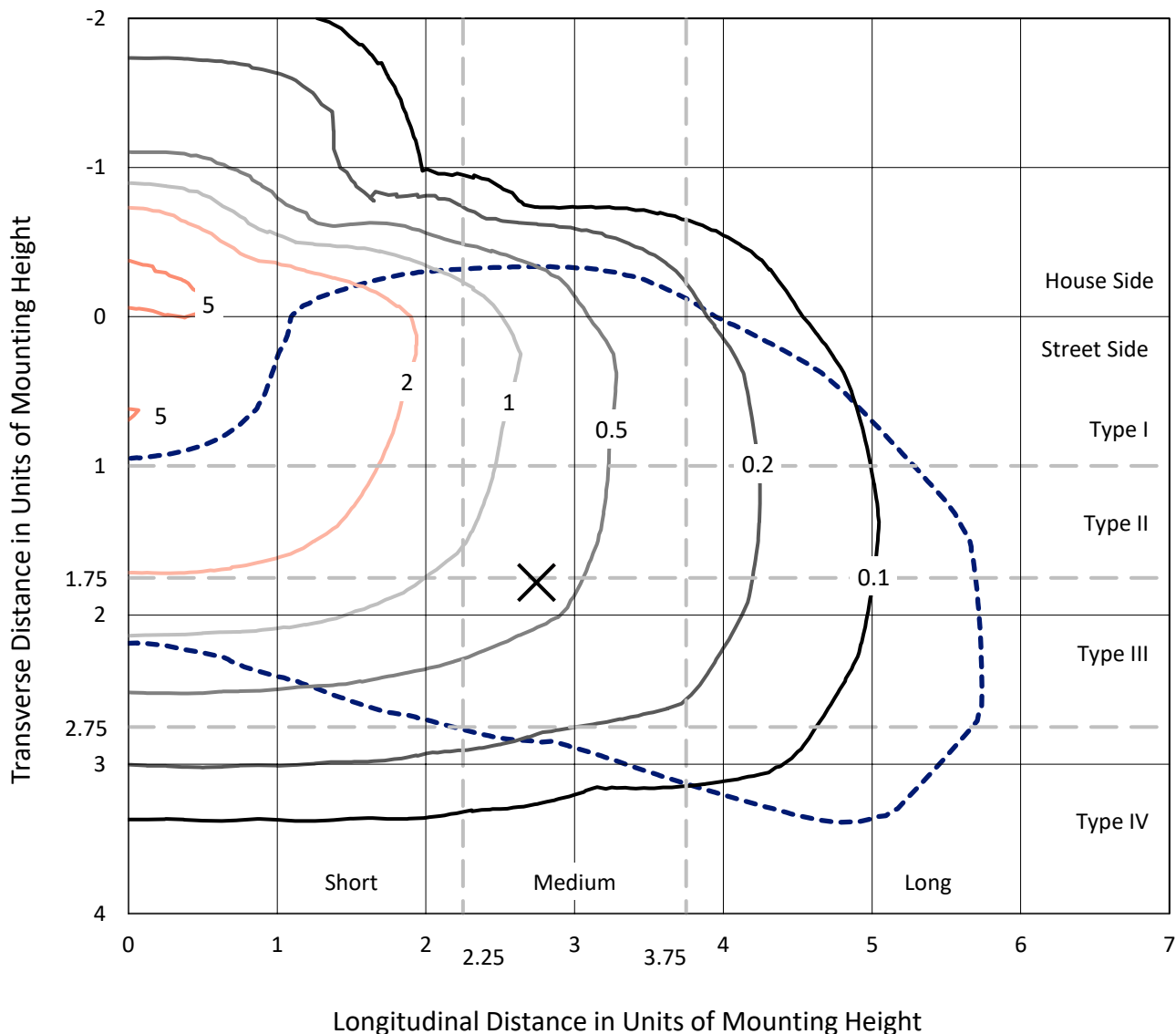
Input Watts (W): 48.3
Input Voltage (V): NR
Input Current (Ain): NR
Voltage Rise (V): NR
Power Factor: NR
Total Harmonic Distortion (THDi): NR
Frequency (hertz): 60
Stabilization Time: NR
Operation Time: NR
Ambient Temperature (°C): NR
Test Distance: 28.75 FT



REPORT NUMBER: P595150
 CATALOG NUMBER: IST-PA1C-750-U-T3

Iso-Footcandle Lines of Horizontal Illumination

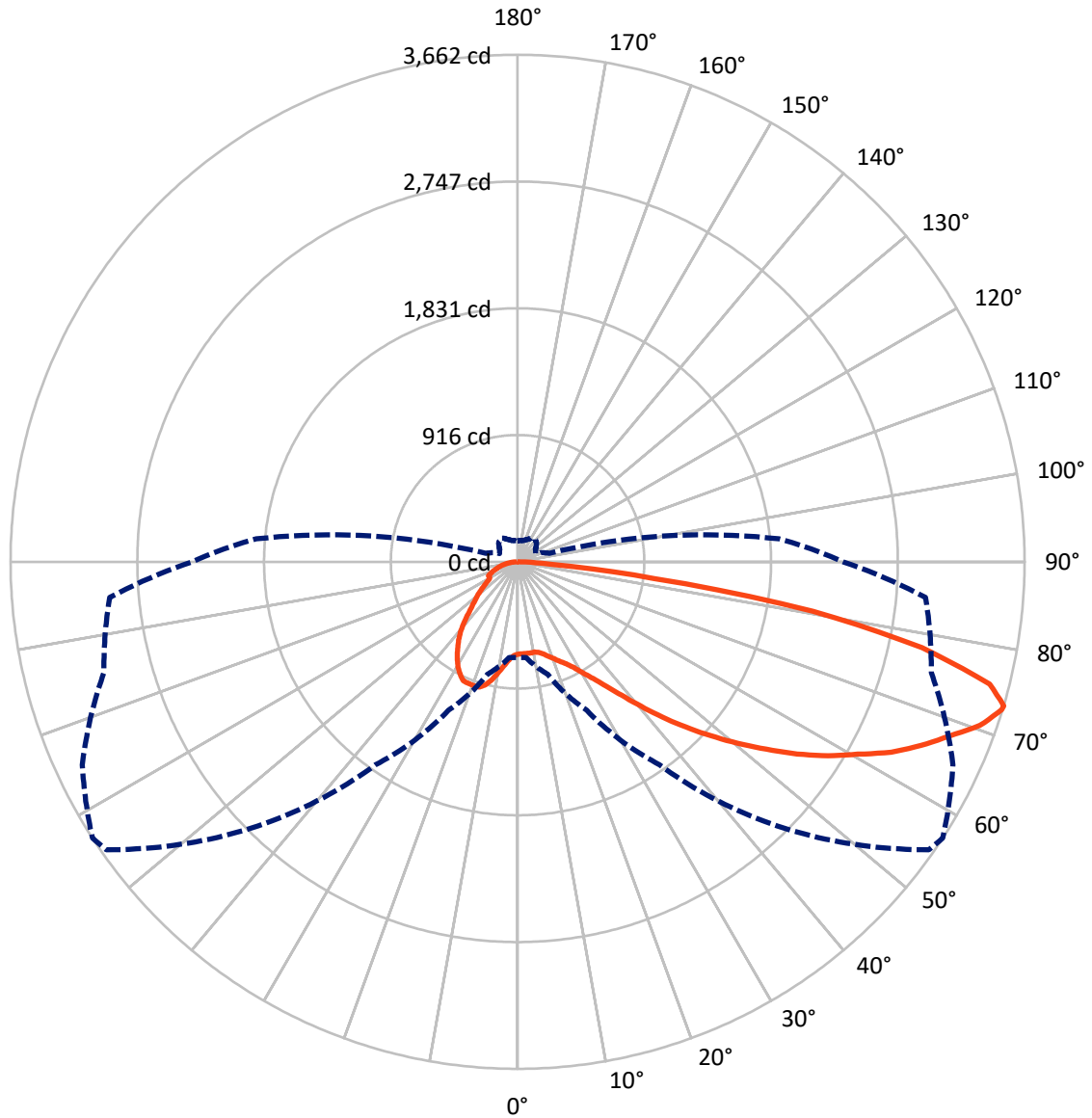
× Max cd
 - - - 1/2 Max cd



Based on 12 foot mounting height. Maximum calculated value = 5.7 fc
 Type IV - Medium - N/A

REPORT NUMBER: P595150
CATALOG NUMBER: IST-PA1C-750-U-T3

Luminous Intensity Polar Plot



— Vertical Plane Through 57-Deg Lateral - - - Horizontal Cone Through 73-Deg Vertical

REPORT NUMBER: P595150
 CATALOG NUMBER: IST-PA1C-750-U-T3

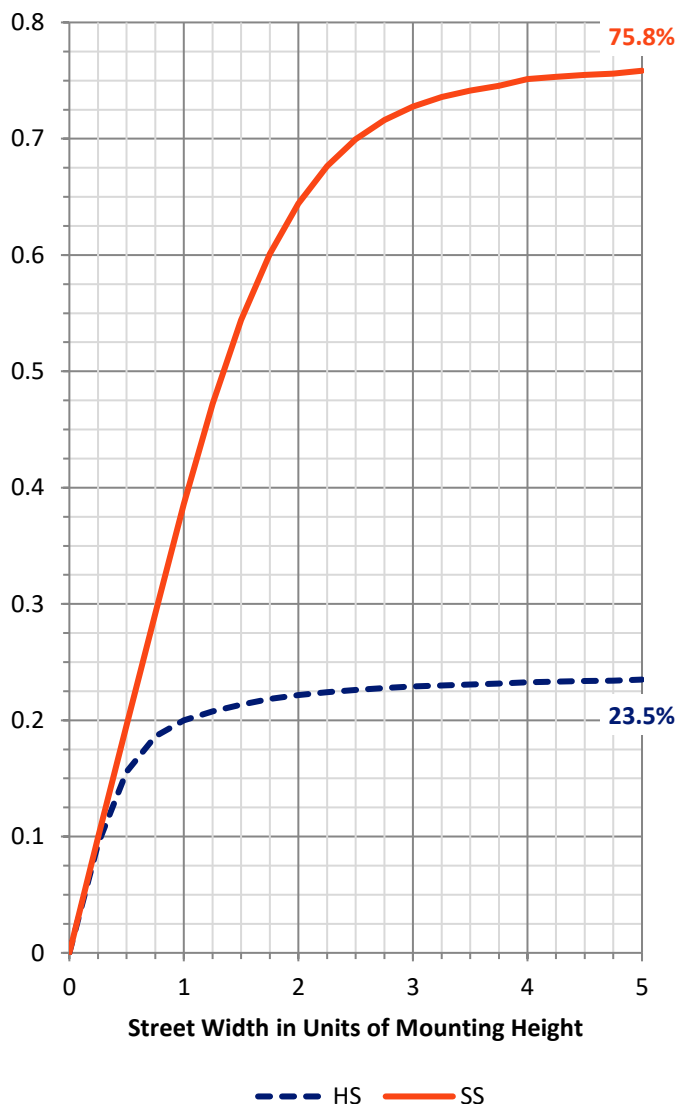
FLUX DISTRIBUTION:

		Downward	Upward	Total
House Side	Lumens	1578.4	0.0	1578.4
	% Fixture	23.9	0.0	23.9
Street Side	Lumens	5037.7	0.0	5037.7
	% Fixture	76.1	0.0	76.1
Total	Lumens	6616.0	0.0	6616.0
	% Fixture	100.0	0.0	100.0

ZONAL LUMENS:

Zone	Lumens	% Fixture
0°-10°	66.5	1.0
10°-20°	218.9	3.3
20°-30°	404.1	6.1
30°-40°	623.9	9.4
40°-50°	939.1	14.2
50°-60°	1374.5	20.8
60°-70°	1623.2	24.5
70°-80°	1162.1	17.6
80°-90°	203.6	3.1
90°-100°	0.0	0.0
100°-110°	0.0	0.0
110°-120°	0.0	0.0
120°-130°	0.0	0.0
130°-140°	0.0	0.0
140°-150°	0.0	0.0
150°-160°	0.0	0.0
160°-170°	0.0	0.0
170°-180°	0.0	0.0
0°-90°	6616.0	100.0
0°-180°	6616.0	100.0

Coefficient of Utilization

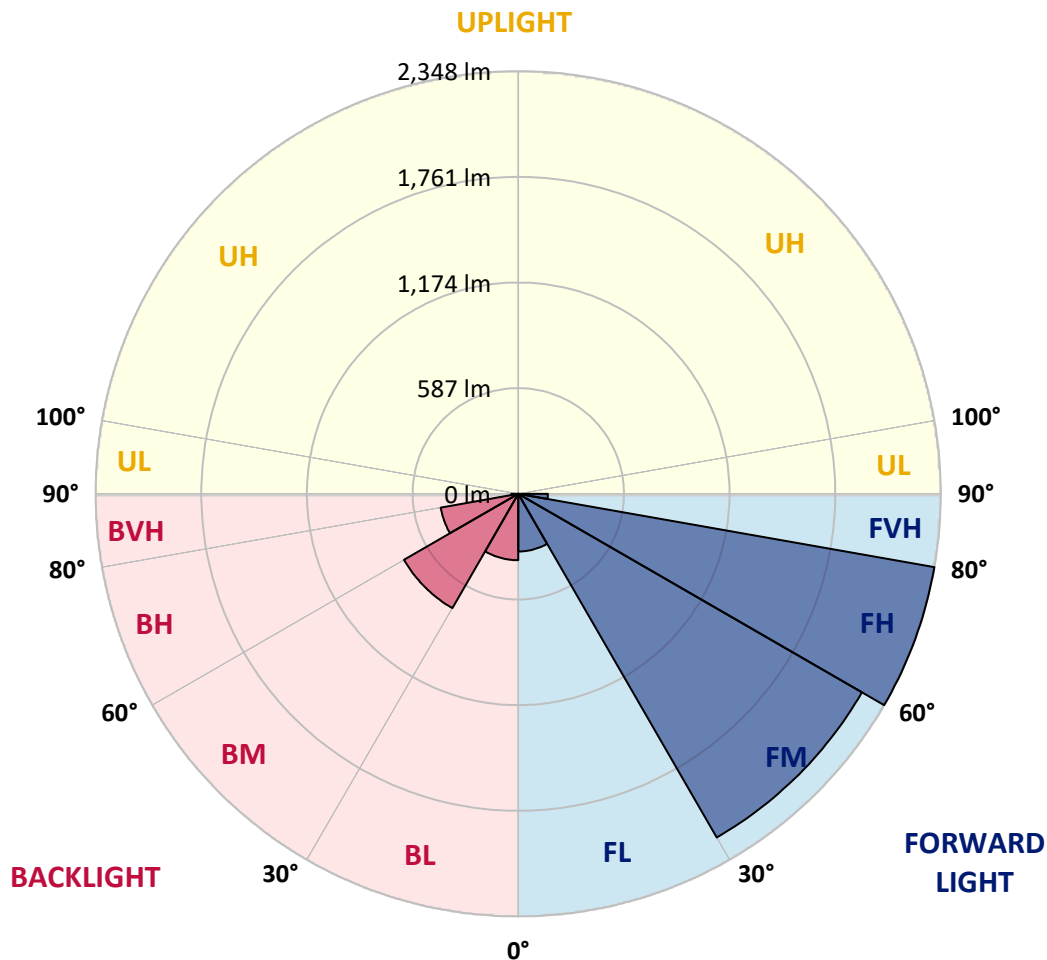


REPORT NUMBER: P595150
 CATALOG NUMBER: IST-PA1C-750-U-T3

LUMINAIRE CLASSIFICATION SYSTEM LUMEN TABLE AND BUG RATING:

Zone	Lumens	% Fixture	Zone Rating/Lumen Limit		
			B	U	G
FL (0°-30°)	320.6	4.8			
FM (30°-60°)	2204.6	33.3			
FH (60°-80°)	2347.7	35.5			G2/5000
FVH (80°-90°)	164.7	2.5			G2/225
BL (0°-30°)	368.9	5.6	B1/500		
BM (30°-60°)	733.0	11.1	B1/1000		
BH (60°-80°)	437.6	6.6	B1/500		G1/500
BVH (80°-90°)	38.9	0.6			G1/100
UL (90°-100°)	0.0	0.0		U0/0	
UH (100°-180°)	0.0	0.0		U0/0	

BUG Rating: B1-U0-G2
 Type IV Medium





REPORT NUMBER: P595150
 CATALOG NUMBER: IST-PA1C-750-U-T3

CANDELA DISTRIBUTION (FULL):

	0°	5°	15°	25°	35°	45°	55°	57°	65°	75°	85°
0°	666.6	666.6	666.6	666.6	666.6	666.6	666.6	666.6	666.6	666.6	666.6
2.5°	658.5	661.7	660.1	661.7	666.6	663.3	663.3	664.9	666.6	664.9	668.2
5°	630.9	632.5	635.8	642.2	653.6	656.8	664.9	664.9	668.2	671.4	676.3
7.5°	585.5	588.7	595.2	601.7	621.2	640.6	661.7	664.9	676.3	684.4	687.6
10°	577.4	580.6	582.2	592.0	611.4	630.9	656.8	663.3	684.4	697.4	712.0
12.5°	569.3	572.5	577.4	590.3	614.7	635.8	663.3	669.8	695.8	721.7	739.5
15°	575.7	577.4	582.2	595.2	619.5	648.7	684.4	689.3	718.5	750.9	778.5
17.5°	592.0	593.6	592.0	603.3	626.0	660.1	708.7	716.8	752.5	785.0	812.5
20°	629.3	630.9	624.4	624.4	640.6	674.7	734.7	746.0	789.8	825.5	853.1
22.5°	710.4	707.1	690.9	669.8	669.8	697.4	763.9	780.1	835.2	864.4	888.8
25°	825.5	825.5	799.6	760.6	734.7	731.4	797.9	815.8	880.6	916.3	930.9
27.5°	965.0	966.6	924.4	872.5	822.3	797.9	846.6	864.4	937.4	974.7	979.6
30°	1088.2	1089.9	1047.7	999.0	937.4	883.9	911.5	930.9	1015.3	1044.4	1028.2
32.5°	1211.5	1213.1	1183.9	1117.4	1052.6	986.1	994.2	1005.5	1091.5	1119.1	1093.1
35°	1318.5	1323.4	1294.2	1243.9	1175.8	1115.8	1101.2	1102.8	1180.7	1198.5	1164.5
37.5°	1427.2	1427.2	1409.4	1362.3	1303.9	1237.4	1218.0	1222.8	1292.6	1310.4	1261.8
40°	1565.0	1571.5	1561.8	1503.4	1436.9	1381.8	1362.3	1368.8	1445.0	1435.3	1383.4
42.5°	1732.1	1746.7	1730.5	1667.2	1595.9	1534.2	1534.2	1534.2	1599.1	1600.7	1522.9
45°	1946.2	1946.2	1930.0	1874.8	1780.7	1719.1	1698.0	1702.9	1759.7	1766.2	1675.3
47.5°	2124.6	2140.8	2123.0	2082.4	2007.8	1949.4	1882.9	1874.8	1921.8	1921.8	1844.0
50°	2268.9	2298.1	2283.5	2301.4	2247.8	2218.6	2082.4	2059.7	2075.9	2092.1	2006.2
52.5°	2388.9	2411.6	2406.8	2458.7	2484.6	2500.8	2285.1	2249.5	2262.4	2260.8	2183.0
55°	2397.0	2405.1	2478.1	2594.9	2697.1	2773.3	2489.5	2450.6	2437.6	2431.1	2371.1
57.5°	2350.0	2354.9	2500.8	2638.7	2860.9	2948.5	2682.5	2643.6	2625.7	2603.0	2578.7
60°	2236.5	2260.8	2452.2	2664.6	2958.2	3084.7	2862.5	2822.0	2809.0	2760.3	2815.5
62.5°	2092.1	2103.5	2294.9	2611.1	2971.2	3143.1	3052.3	3027.9	2987.4	2917.6	3026.3
65°	1887.8	1886.2	2054.8	2453.8	2904.7	3172.3	3212.8	3199.8	3149.6	3029.5	3214.4
67.5°	1550.5	1587.8	1753.2	2174.9	2744.1	3201.5	3376.6	3360.4	3280.9	3130.1	3303.6
70°	1182.3	1205.0	1393.1	1756.4	2424.6	3122.0	3537.2	3542.0	3397.7	3151.2	3264.7
72.5°	754.1	793.1	942.3	1279.6	1941.3	2826.8	3632.9	3655.6	3462.6	3122.0	3023.1
73°	690.9	694.1	840.1	1183.9	1790.5	2721.4	3626.4	3662.1	3469.1	3092.8	2956.6
75°	411.9	429.8	517.4	786.6	1278.0	2186.2	3451.2	3522.6	3435.0	2963.1	2591.7
77.5°	193.0	206.0	254.6	415.2	695.8	1315.3	2901.4	2985.8	3044.1	2593.3	1975.4
80°	102.2	103.8	124.9	209.2	373.0	541.7	2022.4	2161.9	2244.6	1952.7	1328.3
82.5°	86.0	86.0	97.3	134.6	238.4	210.8	833.6	992.5	1216.4	961.7	522.2
85°	69.7	71.4	97.3	100.6	170.3	108.7	199.5	249.8	471.9	424.9	58.4
87.5°	22.7	25.9	55.1	71.4	90.8	42.2	50.3	55.1	55.1	81.1	19.5
90°	0.0	0.0	0.0	0.0	0.0	0.0	0.0	0.0	0.0	0.0	0.0



REPORT NUMBER: P595150
 CATALOG NUMBER: IST-PA1C-750-U-T3

CANDELA DISTRIBUTION (continued):

	90°	95°	105°	115°	125°	135°	145°	155°	165°	175°	180°
0°	666.6	666.6	666.6	666.6	666.6	666.6	666.6	666.6	666.6	666.6	666.6
2.5°	669.8	669.8	671.4	673.1	676.3	676.3	679.5	681.2	684.4	686.0	681.2
5°	676.3	679.5	682.8	692.5	703.9	713.6	723.3	731.4	739.5	744.4	742.8
7.5°	694.1	699.0	712.0	729.8	752.5	767.1	781.7	796.3	802.8	806.0	806.0
10°	718.5	728.2	752.5	781.7	807.7	830.4	841.7	851.5	854.7	857.9	854.7
12.5°	752.5	765.5	802.8	840.1	869.3	880.6	879.0	866.0	848.2	845.0	841.7
15°	796.3	812.5	854.7	898.5	921.2	906.6	869.3	856.3	853.1	862.8	859.6
17.5°	833.6	853.1	905.0	950.4	945.5	895.2	883.9	890.4	887.1	888.8	888.8
20°	869.3	896.9	952.0	982.8	940.7	908.2	898.5	890.4	880.6	883.9	880.6
22.5°	914.7	934.2	997.4	999.0	934.2	908.2	887.1	870.9	867.7	869.3	870.9
25°	950.4	981.2	1036.3	987.7	934.2	882.3	853.1	849.8	851.5	861.2	857.9
27.5°	999.0	1029.9	1067.2	981.2	895.2	840.1	828.7	827.1	815.8	819.0	819.0
30°	1044.4	1081.7	1083.4	981.2	846.6	804.4	788.2	759.0	734.7	739.5	737.9
32.5°	1106.1	1138.5	1086.6	942.3	791.4	757.4	713.6	668.2	656.8	663.3	664.9
35°	1177.4	1203.4	1089.9	877.4	736.3	690.9	611.4	585.5	583.9	588.7	593.6
37.5°	1271.5	1286.1	1114.2	802.8	682.8	587.1	525.5	519.0	504.4	494.7	496.3
40°	1386.6	1368.8	1161.2	736.3	619.5	493.0	467.1	449.2	421.7	394.1	399.0
42.5°	1514.8	1464.5	1175.8	682.8	533.6	434.6	410.3	382.7	348.7	319.5	317.9
45°	1652.6	1571.5	1162.8	640.6	447.6	390.9	364.9	332.5	291.9	267.6	267.6
47.5°	1816.4	1673.7	1122.3	606.6	387.6	351.9	319.5	287.1	259.5	236.8	236.8
50°	1996.5	1792.1	1093.1	546.6	345.4	314.6	282.2	256.2	235.2	217.3	217.3
52.5°	2186.2	1904.0	1068.8	459.0	308.1	280.6	257.9	236.8	218.9	196.2	193.0
55°	2379.2	2011.0	1080.1	374.6	274.1	256.2	241.7	220.6	214.1	209.2	206.0
57.5°	2580.3	2127.8	1107.7	306.5	244.9	243.3	236.8	251.4	266.0	256.2	251.4
60°	2737.6	2218.6	1110.9	257.9	227.1	256.2	288.7	293.5	254.6	231.9	230.3
62.5°	2862.5	2304.6	1034.7	223.8	231.9	301.7	308.1	259.5	220.6	210.8	210.8
65°	2927.4	2335.4	832.0	204.3	241.7	288.7	279.0	233.5	206.0	204.3	204.3
67.5°	2894.9	2311.1	582.2	183.3	214.1	249.8	249.8	214.1	189.8	197.9	194.6
70°	2739.2	2191.1	384.4	165.4	188.1	225.4	231.9	199.5	176.8	181.6	176.8
72.5°	2414.9	1977.0	253.0	146.0	162.2	199.5	215.7	183.3	162.2	160.6	155.7
73°	2351.6	1895.9	238.4	142.7	157.3	193.0	210.8	180.0	158.9	154.1	150.8
75°	1994.8	1581.3	180.0	128.1	139.5	173.5	196.2	168.7	146.0	139.5	136.2
77.5°	1453.1	1096.3	134.6	108.7	116.8	150.8	173.5	154.1	129.7	121.6	120.0
80°	906.6	596.8	100.6	87.6	92.4	126.5	152.5	137.9	111.9	102.2	100.6
82.5°	355.2	194.6	69.7	64.9	68.1	95.7	128.1	120.0	94.1	86.0	81.1
85°	58.4	66.5	45.4	43.8	43.8	68.1	97.3	92.4	63.3	55.1	48.7
87.5°	16.2	30.8	17.8	16.2	16.2	29.2	53.5	42.2	25.9	21.1	19.5
90°	0.0	0.0	0.0	0.0	0.0	0.0	0.0	0.0	0.0	0.0	0.0

(END OF REPORT)